



Devolution Survey Report July 2013

Prepared By Infotrak Research & Consulting
P.O Box 23081,00100 GPO Nairobi
Manyani East Rd , Lavington
www.infotrakresearch.com

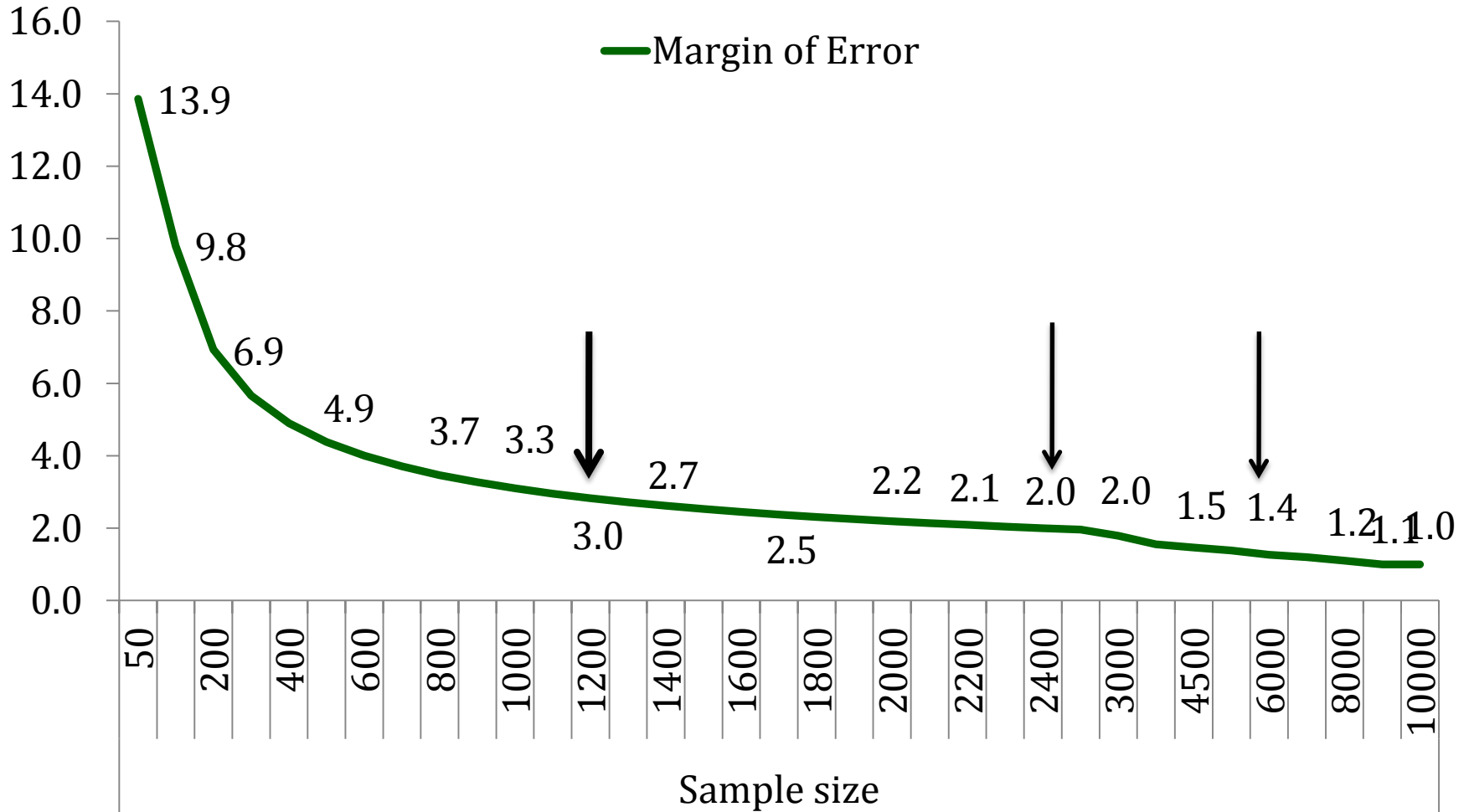


infotrak

Research & Consulting

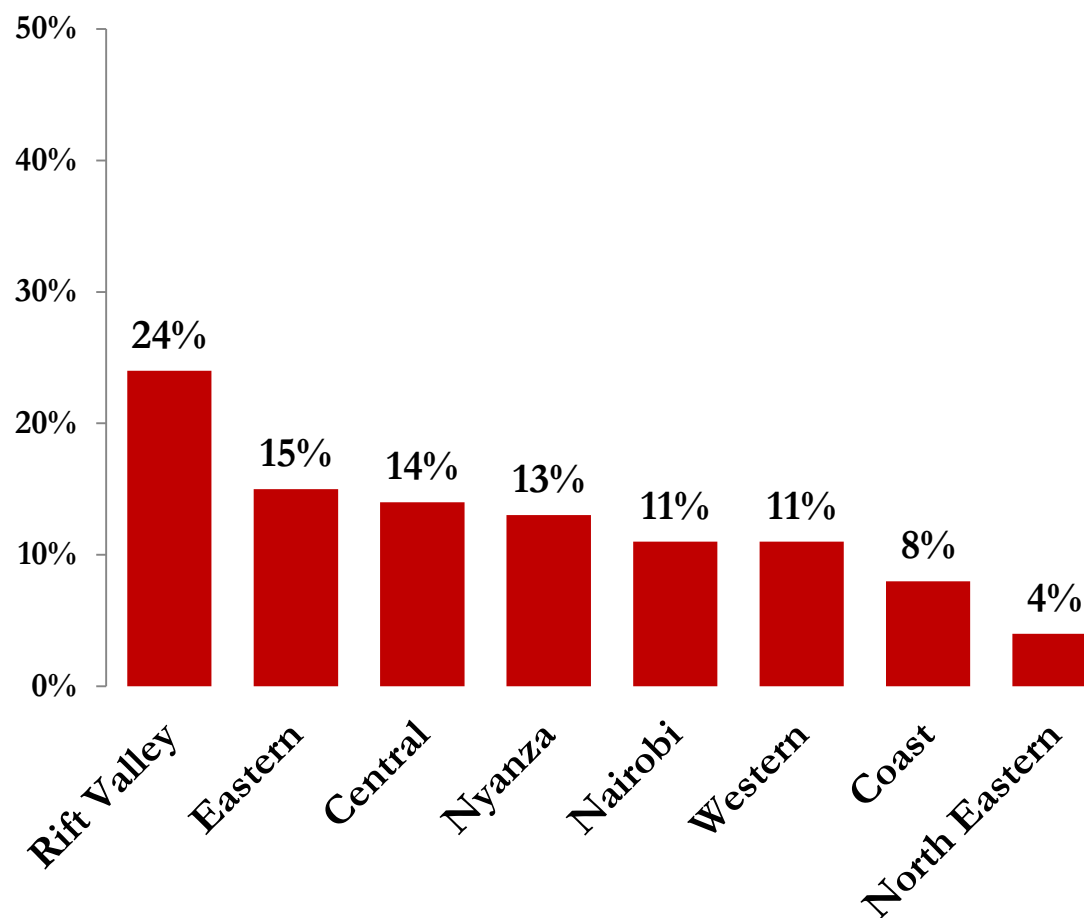
- The poll was sponsored by Centre for Multiparty Democracy and conducted by Infotrak Research & Consulting between 27th to 31st July, 2013
- A sample of 1500 respondents were interviewed to represent the Kenyan adult population of 19,462,358; translating into a minimum margin of error of ± 2.53 at 95% degree of confidence. The survey was conducted in 25 counties of Kenya
- Using the 2009 Kenya Population & Housing Census as the sampling frame, the sample was designed using Population Proportionate to Size (PPS) and mainly entailed;
 - Use of stratification, random and systematic sampling in drawing regions to be covered ,
 - Ensuring further distribution by area of residence, age and gender,
 - Using the counties as the key administrative boundary,
 - Ensuring that every person in the sampled areas had a known chance of being selected
- Fieldwork was done using face to face interviews (by pen and paper).
 - 25% of the interviews were back checked for quality control purposes
- Data processing & analysis was carried using CS-Pro and IBM SPSS 20.0
- The questions asked to the respondents are highlighted under each graphic presentation

- Margin of error decreases as the sample size increases, but only up to a certain point.
- A very small sample, such as 50 respondents, has about a 14 percent margin of error while a sample of 1,000 has a margin of error of 3 percent.
- By doubling the sample to 2,000, the margin of error only decreases from +/-3 percent to +/- 2 percent and +/-1.8 percent for a sample size of 4000.
- This illustrates that there are diminishing returns when trying to reduce the margin of error by increasing the sample size.
- What is imperative is to ensure that the sample is representative of the universe you wish to cover. This is why in a continent the size of USA, most sample sizes range between 1000 -3000 covering the entire population. And the results are more or less accurate
- A 95 percent level of confidence is the acceptable standard for social surveys.



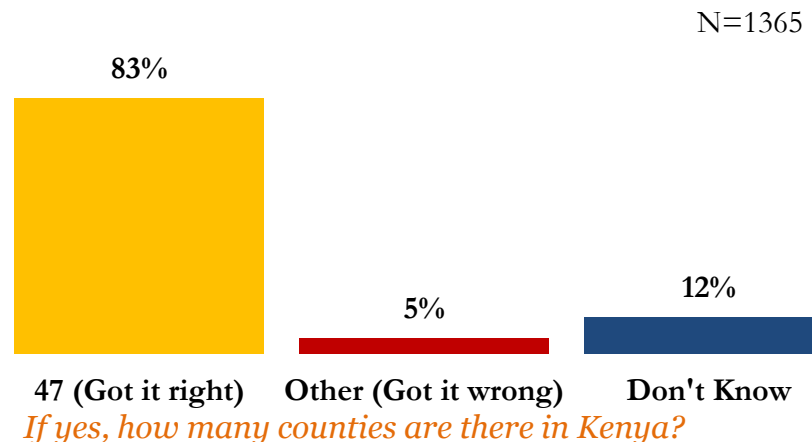
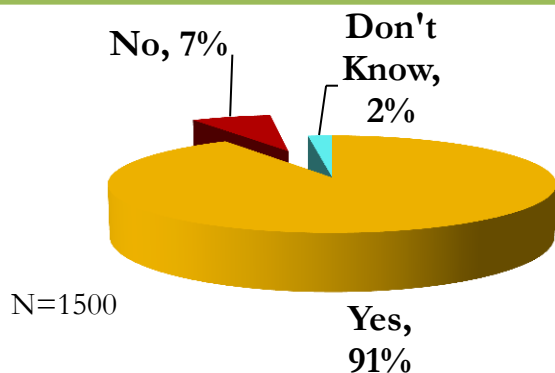
The Sample Distribution n=1500

REGION	COUNTY
COAST	MOMBASA
	KILIFI
NORTH EASTERN	GARISSA
EASTERN	MERU
	EMBU
	MACHAKOS
CENTRAL	KIRINYAGA
	MURANGA
	KIAMBU
	TURKANA
RIFT VALLEY	TRANS NZOIA
	UASIN GISHU
	NAKURU
	NAROK
	KAJIADO
WESTERN	KAKAMEGA
	BUNGOMA
	BUSIA
NYANZA	KISUMU
	HOMA BAY
	MIGORI
NAIROBI	KISII
	NAIROBI





The Survey Findings



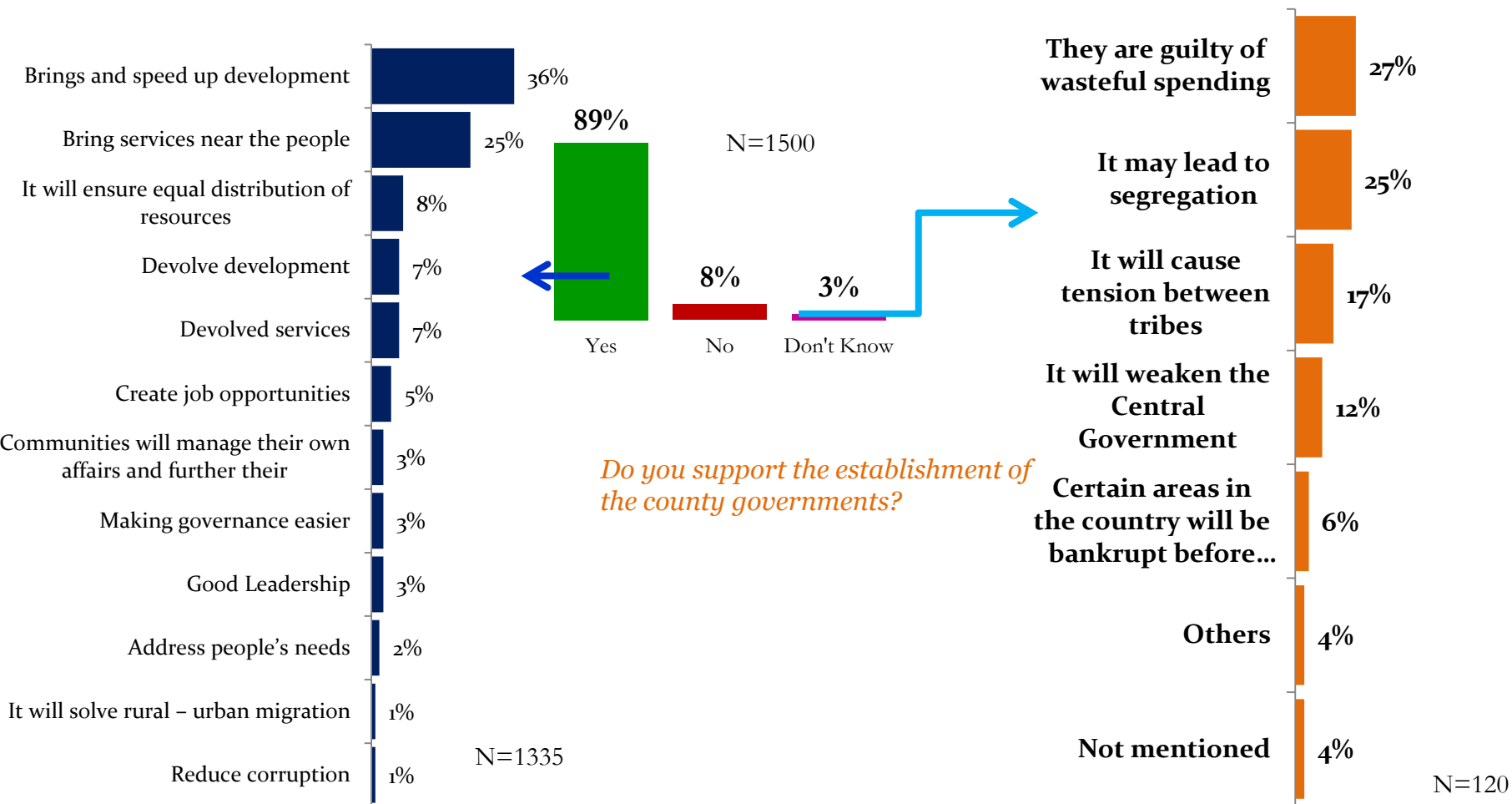
Are you aware of the county governments established under the Constitution of Kenya 2010?

If yes, how many counties are there in Kenya?

	COAST	NORTH EASTERN	EASTERN	CENTRAL	RIFT VALLEY	WESTERN	NYANZA	NAIROBI
YES	96%	86%	90%	94%	92%	88%	87%	88%
NO	1%	10%	8%	4%	6%	7%	13%	7%
DON'T KNOW	3%	4%	2%	2%	2%	5%	0%	5%

	COAST	NORTH EASTERN	EASTERN	CENTRAL	RIFT VALLEY	WESTERN	NYANZA	NAIROBI
47 (GOT IT RIGHT)	97%	86%	77%	88%	80%	76%	88%	84%
OTHER (GOT IT WRONG)	0%	1%	7%	5%	7%	7%	4%	3%
DON'T KNOW	3%	13%	17%	7%	13%	17%	7%	13%

Majority of the respondents support establishment of county governments which they perceive will speed up development



If YES, Kindly give reasons

If NO Kindly give reasons for your answer?

Respondents who do not support county governments perceived it to cause wasteful spending and segregation. Also mentioned was tension between tribes

	COAST	NORTH EASTERN	EASTERN	CENTRAL	RIFT VALLEY	WESTERN	NYANZA	NAIROBI
BRINGS AND SPEED UP DEVELOPMENT	28%	53%	48%	37%	31%	36%	29%	33%
BRING SERVICES NEAR THE PEOPLE	28%	18%	17%	29%	30%	17%	17%	56%
DEVOLVED SERVICES	22%	3%	5%	4%	4%	12%	8%	0%
DEVOLVE DEVELOPMENT	9%	2%	5%	9%	10%	6%	11%	0%
IT WILL ENSURE EQUAL DISTRIBUTION OF RESOURCES	6%	3%	19%	9%	4%	7%	13%	0%
CREATE JOB OPPORTUNITIES	1%	5%	1%	4%	7%	6%	7%	0%
GOOD LEADERSHIP	1%	2%	4%	2%	4%	4%	3%	11%
MAKING GOVERNANCE EASIER	2%	3%	0%	4%	4%	5%	6%	0%
ADDRESS PEOPLE'S NEEDS	0%	0%	0%	2%	3%	2%	2%	0%
COMMUNITIES WILL MANAGE THEIR OWN AFFAIRS AND FURTHER THEIR DEVELOPMENT AGENDA	5%	5%	0%	1%	1%	3%	1%	0%

If YES kindly give reasons

	COAST	NORTH EASTERN	EASTERN	CENTRAL	RIFT VALLEY	WESTERN	NYANZA	NAIROBI
THEY ARE GUILTY OF WASTEFUL SPENDING	0%	25%	17%	24%	6%	29%	17%	29%
IT MAY LEAD TO SEGREGATION	0%	25%	11%	29%	22%	29%	30%	29%
IT WILL CAUSE TENSION BETWEEN TRIBES	100%	0%	28%	17%	11%	36%	13%	4%
IT WILL WEAKEN THE CENTRAL GOVERNMENT	0%	25%	11%	7%	17%	0%	22%	12%
CERTAIN AREAS IN THE COUNTRY WILL BE BANKRUPT BEFORE THEY START	0%	0%	17%	7%	6%	0%	0%	4%
NOT MENTIONED	0%	0%	6%	0%	11%	0%	4%	8%

If NO Kindly give reasons for your answer?

No.1

Over 25%

Alfred Mutua

No.2

11-12%

Evans Kidero

Ali Hassan Joho

No.3

3%

Mwangi wa Iria

James Ongwae

Cyprian Awiti

Ken Lusaka

Isaac Ruto

2%

Samuel Kuntai, Kinuthia Mbugua, Jack Ranguma, William Kabogo, Wycliff Oparanya, David Nkedienyi, Nathif adam Jaama, Nyaga Wambora, Sospeter Ojaamong

1%

Jackson Mandago, Joseph Nanok, Patrick Simiyu, Zachary Obado, Peter Munya, Kivutha Kibwana, Joseph Ndathi, Amason Kingi, Cheboi Chesire

Reasons for high ranking for governors

	AGGREGATE	ALFRED MUTUA	ALI HASSAN JOHO	EVANS KIDERO
IMPROVED SERVICE DELIVERY	22%	30%	16%	15%
PROPER MANAGEMENT OF COUNTY FUNDS	19%	28%	13%	14%
REFORM OF COUNTY COUNCIL WORKERS	15%	8%	16%	29%
TRANSPARENCY AND ACCOUNTABILITY	15%	19%	19%	14%
IMPROVED CLEANING AND SANITATION	14%	5%	31%	22%
CAPACITY BUILDING OF COUNTY PERSONNEL	12%	15%	14%	4%
IMPROVED REVENUE COLLECTION	5%	3%	1%	4%
OTHER (SPECIFY)	12%	12%	5%	12%
NOT MENTIONED	1%	1%	1%	2%

N=1500

In your opinion, which Governor has performed the best so far and why?

CMD
KENYA

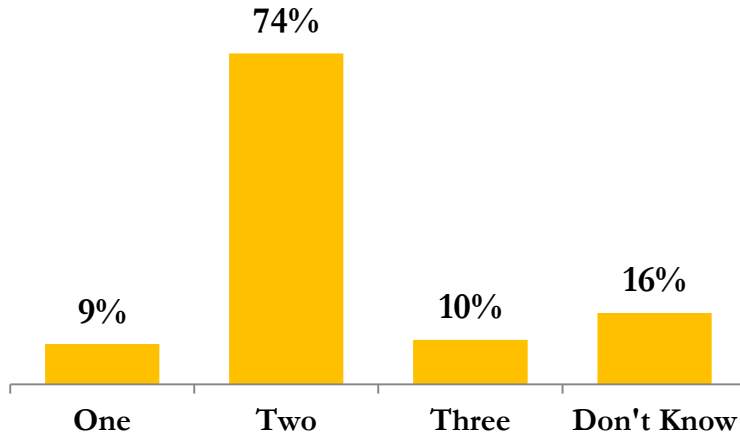
Parliament



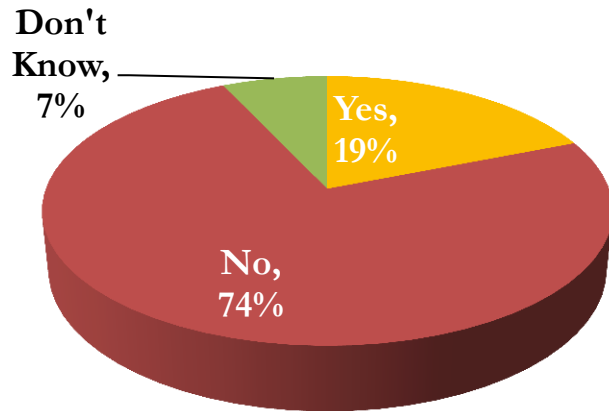
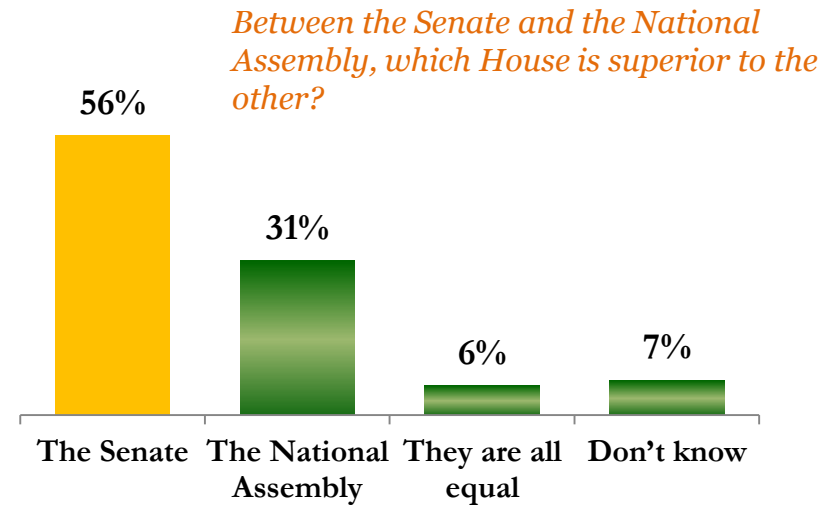
infotrak

Research & Consulting

N=1500



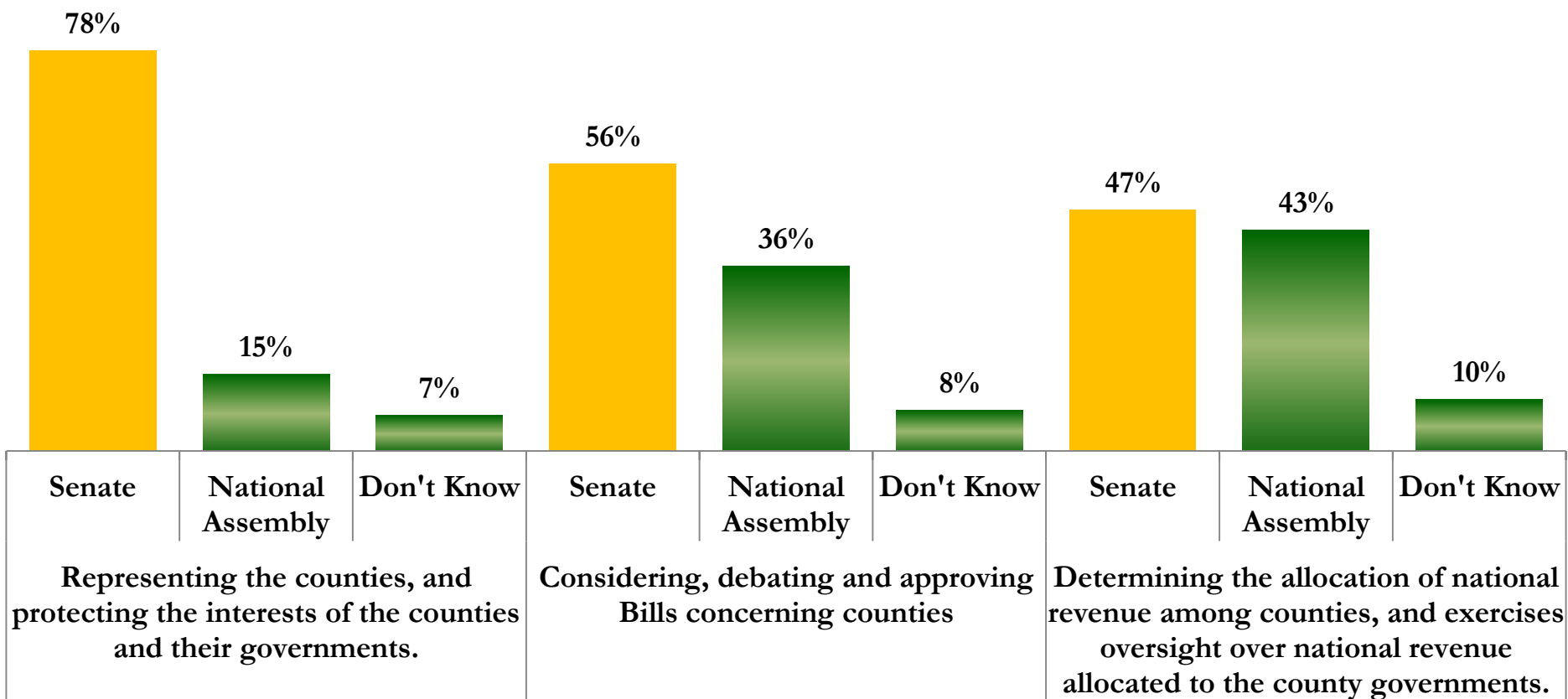
How many Houses of Parliament are there currently in Kenya?



Do you support calls by some Members of the National Assembly to abolish the Senate?

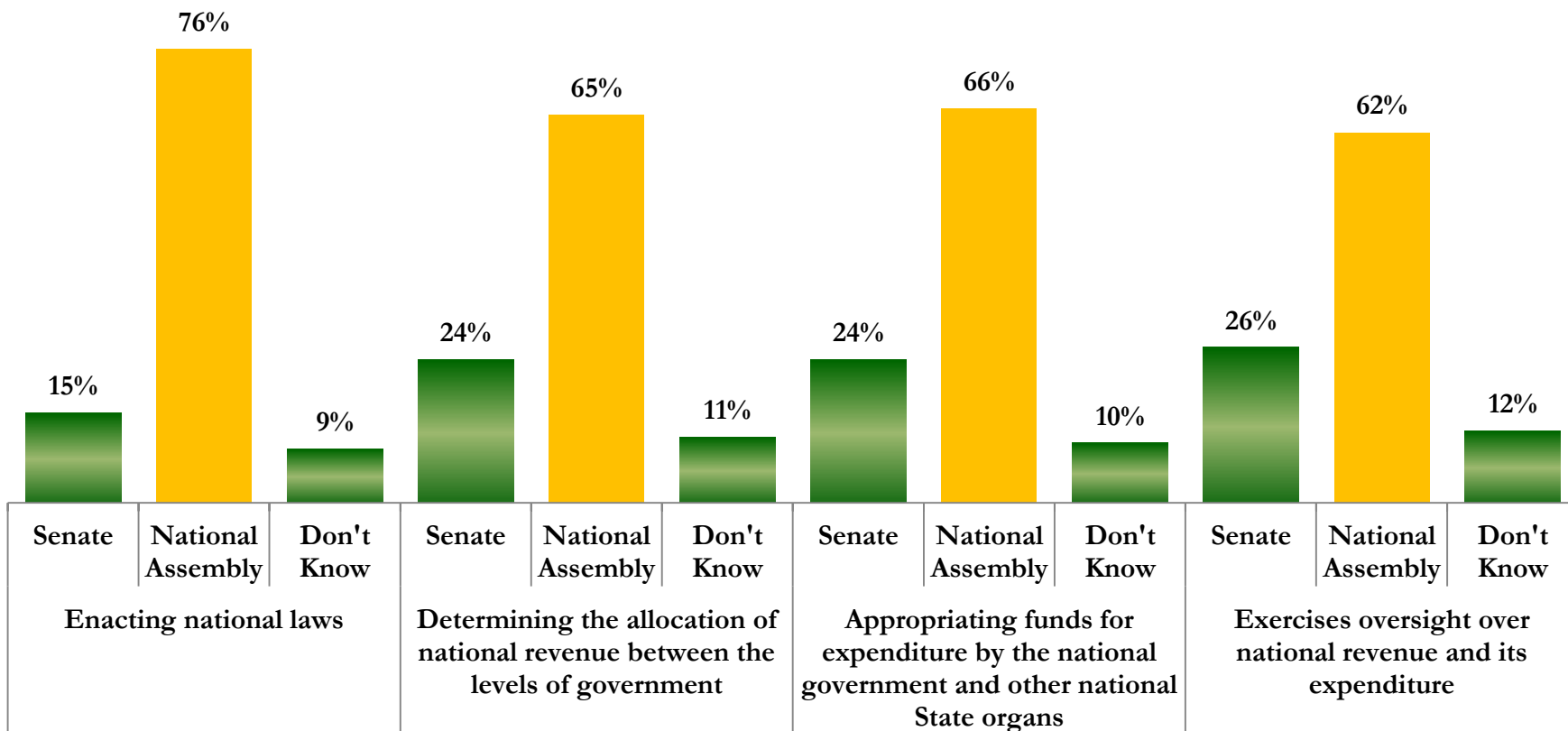
- A majority (74%) of survey respondents are aware of the bi-cameral House.
- The Senate is perceived to be superior to the National Assembly by more than half of the survey respondents;
- A majority (74%) of Kenyans do not support calls by some MPs to abolish the Senate.

N=1500



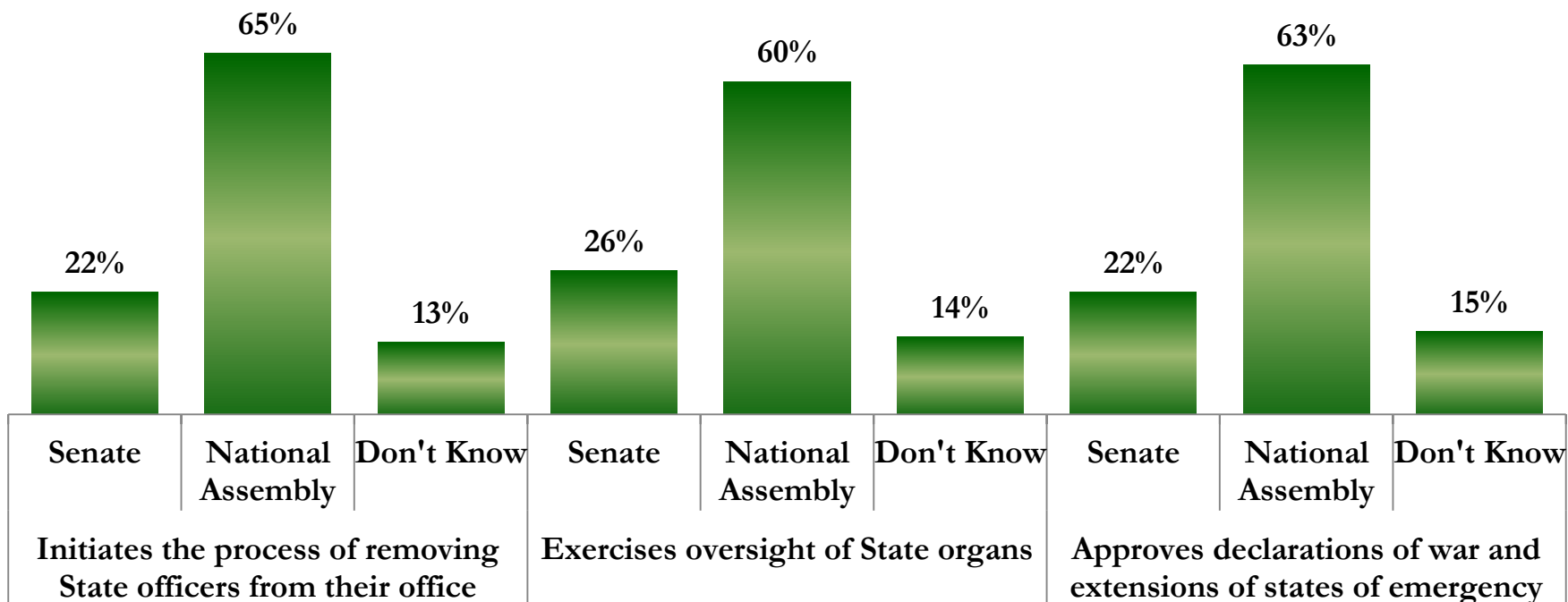
Which House of Parliament would you say is responsible for the following?

N=1500



Which House of Parliament would you say is responsible for the following?

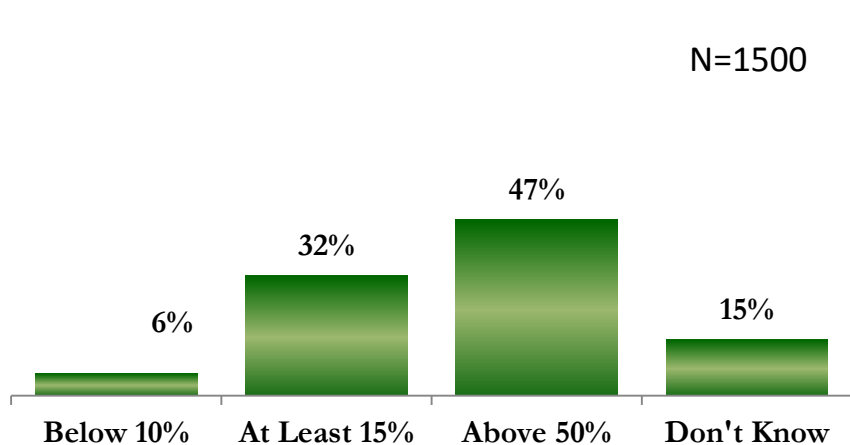
N=1500



Which House of Parliament would you say is responsible for the following?



County Budgets

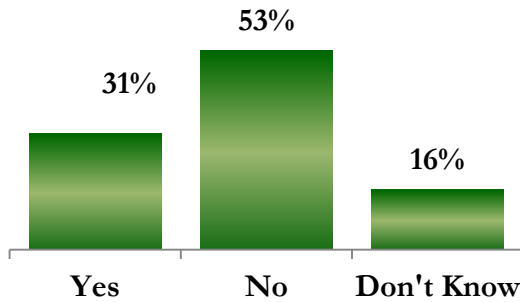


□ Nearly half (47%) of the survey respondents felt county governments should be allocated more than 50% of the national revenue

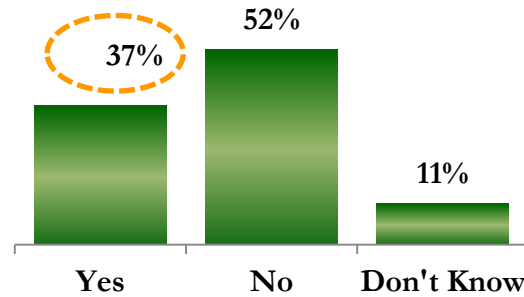
In your opinion, what percentage of national revenue should be allocated to the counties?

Coast, Nairobi and Nyanza regions recorded highest incidence levels of those who want more than 50% of the national revenue to be allocated to county governments at 68%, 60% and 54% respectively

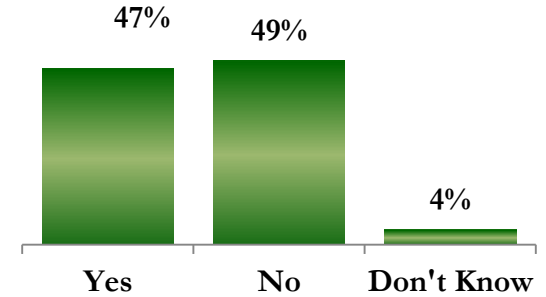
	COAST	NORTH EASTERN	EASTERN	CENTRAL	RIFT VALLEY	WESTERN	NYANZA	NAIROBI
BELOW 10%	14%	27%	4%	9%	3%	3%	4%	5%
AT LEAST 15%	12%	25%	42%	38%	36%	23%	34%	28%
ABOVE 50%	68%	43%	40%	35%	42%	45%	54%	60%
DON'T KNOW	7%	5%	14%	18%	20%	30%	8%	7%



Do you think the money allocated to county governments is sufficient to enable them implement their mandates?

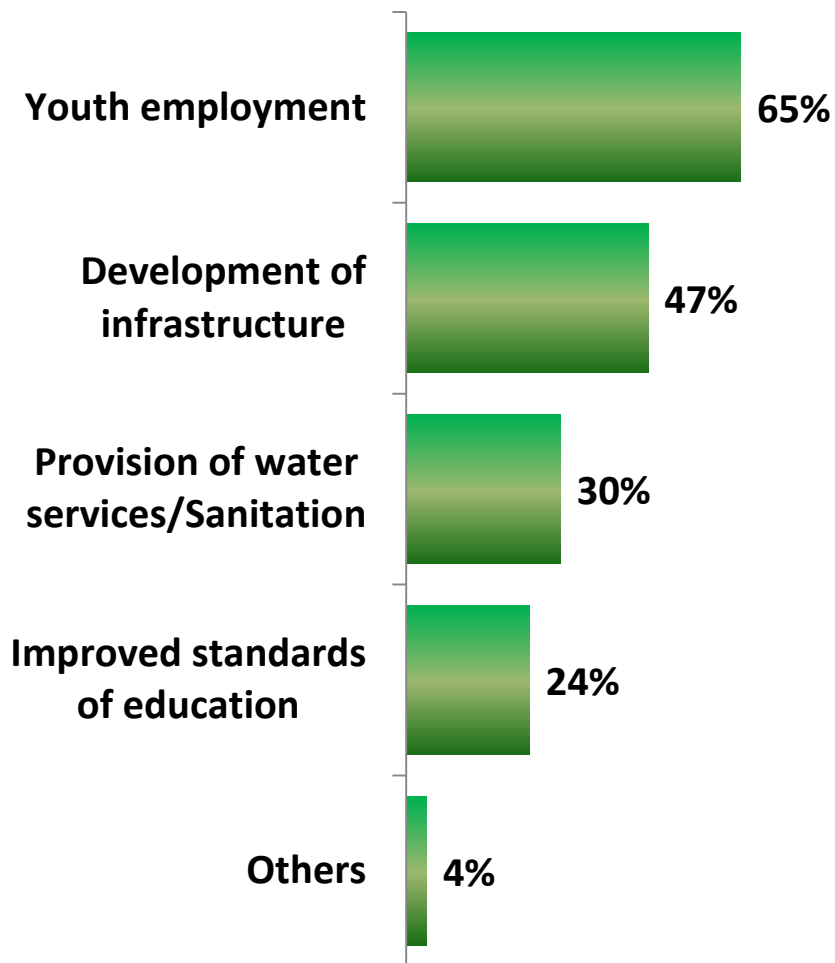


Are you aware of the budget estimates submitted by your county to the national government?



If yes, do you think the budget submitted by your county government took in to account the interests of the people?

- More than half the respondents feel the money allocated to county governments is not sufficient to implement counties' mandate (53%)
- Only 37% of the survey respondents were aware of budget estimates submitted by their county governments to the national government
- Nearly half (49%) of the survey respondents were of the view that the budget estimates submitted by their respective county governments did not take into account the interest of the people



- Priority areas for the survey respondents are *Youth Employment* and *Development of Infrastructure* at 64% and 35% respectively.
- Equally important for the respondents is provision of water and sanitation services at 30%.
- Other priority areas mentioned include provision of quality education at 24%.

What in your opinion should have been prioritized in your region budget?

Perceived priorities which should have been factored in county budgets across regions

	AGGREGATE	COAST	NORTH EASTERN	EASTERN	CENTRAL	RIFT VALLEY	WESTERN	NYANZA	NAIROBI
YOUTH EMPLOYMENT	64%	90%	75%	74%	72%	50%	61%	54%	69%
DEVELOPMENT OF INFRASTRUCTURE	47%	74%	69%	68%	47%	25%	36%	49%	50%
PROVISION OF WATER SERVICES/SANITATION	30%	42%	49%	52%	31%	14%	21%	19%	46%
IMPROVED STANDARDS OF EDUCATION	24%	41%	33%	30%	18%	16%	24%	23%	29%
OTHERS	4%	0%	3%	1%	3%	9%	4%	0%	4%

What in your opinion should have been prioritized in your region budget?

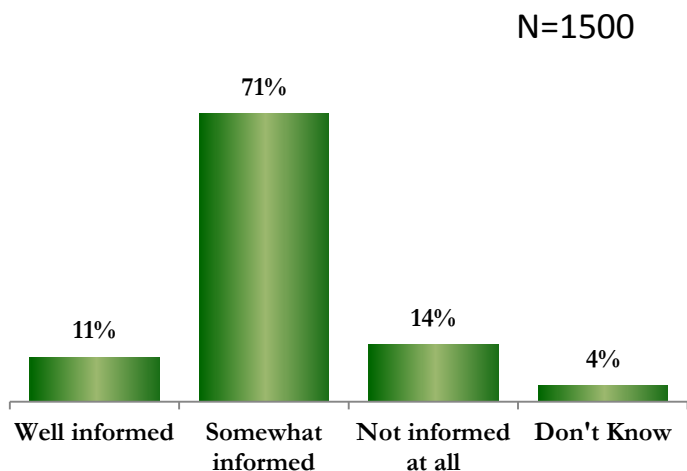


Level of Information on the Constitution



infotrak

Research & Consulting

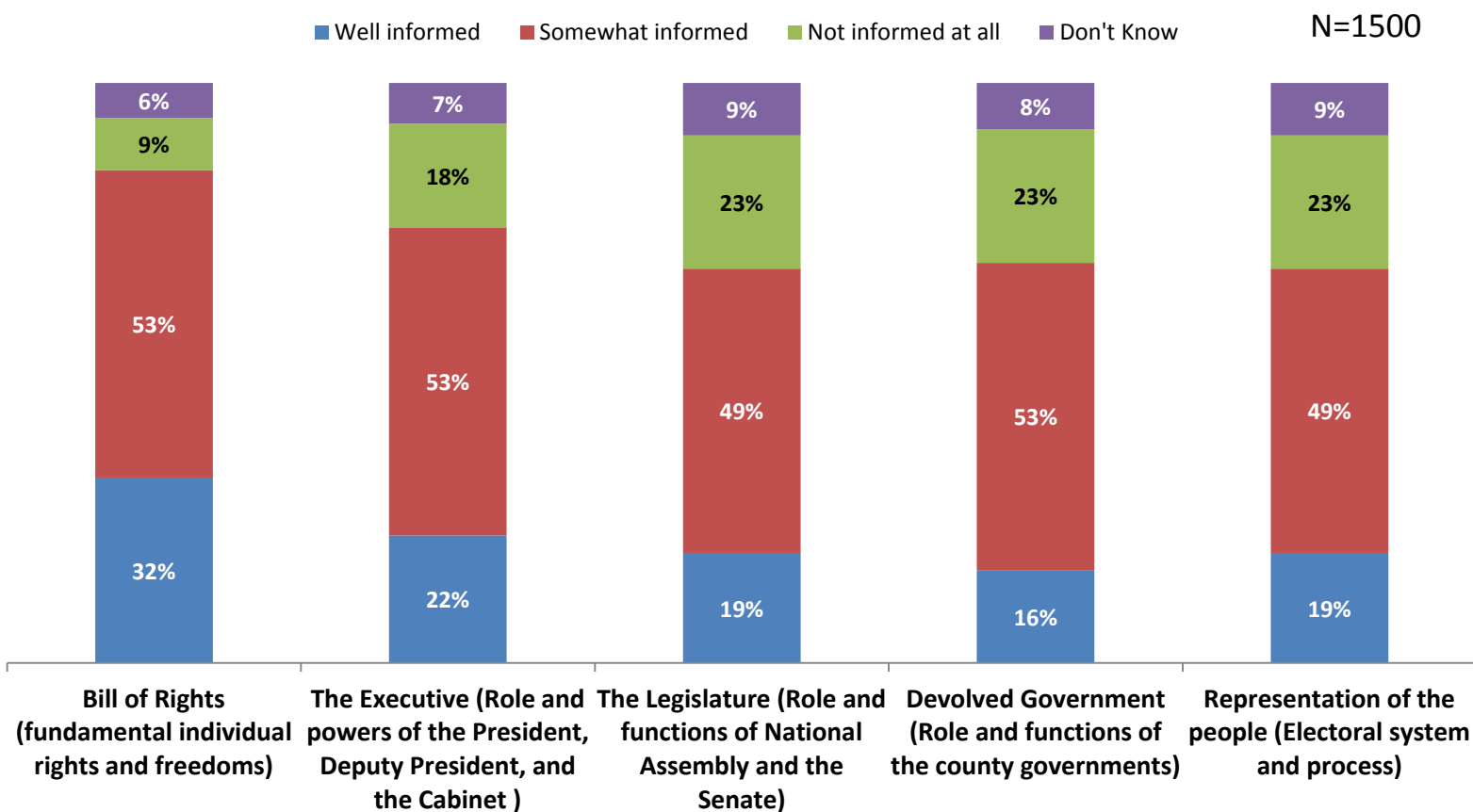


Only about one in every ten survey respondents (11%) indicated they were well informed on the provisions of the Constitution and other laws of Kenya. A majority (71%) of the respondents indicated they were little informed on the provisions of the Constitution and other laws of Kenya.

How informed are you on the provisions of the Constitution and other laws of Kenya?

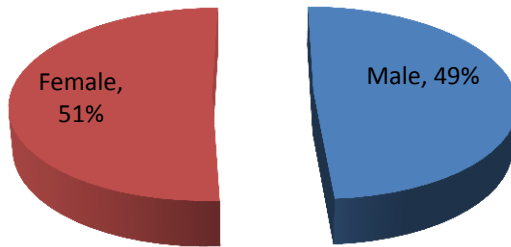
	AGGREGATE	COAST	NORTH EASTERN	EASTERN	CENTRAL	RIFT VALLEY	WESTERN	NYANZA	NAIROBI
WELL INFORMED	11%	3%	6%	9%	5%	22%	13%	6%	10%
SOMEWHAT INFORMED	71%	93%	59%	72%	61%	59%	72%	83%	83%
NOT INFORMED AT ALL	14%	4%	18%	17%	27%	16%	12%	8%	4%
DON'T KNOW	4%	0%	17%	2%	7%	4%	3%	3%	2%

Levels of information on various Chapters of the Constitution

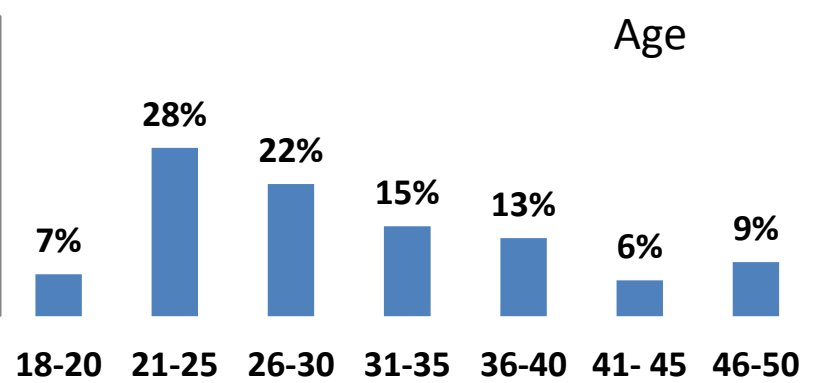


How informed are you with regard to the provisions of the following Chapters of the Constitution?

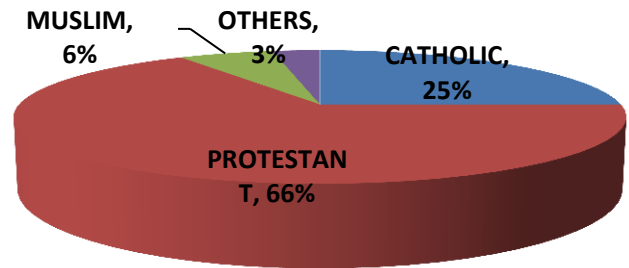
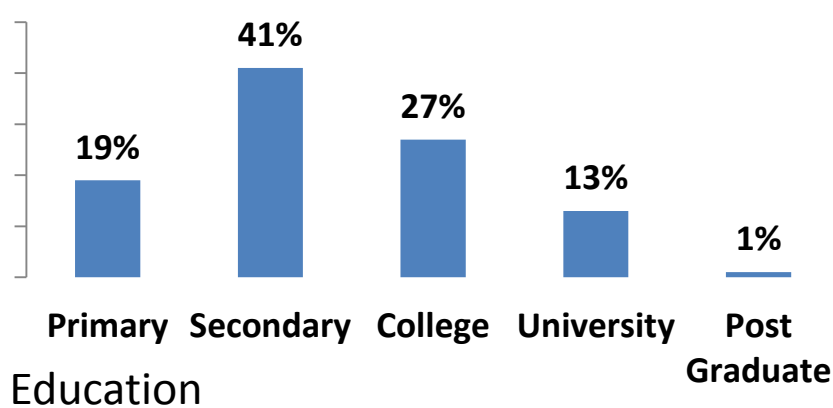
Gender



Age



Education



Religion

Thank you!
Jim

