



**infotrak**

Research & Consulting

# Infotrak Poll on Pope Francis Visit

Prepared By Infotrak Research & Consulting  
P.O Box 23081,00100 GPO Nairobi  
Manyani East Rd , Lavington  
[www.infotrakresearch.com](http://www.infotrakresearch.com)



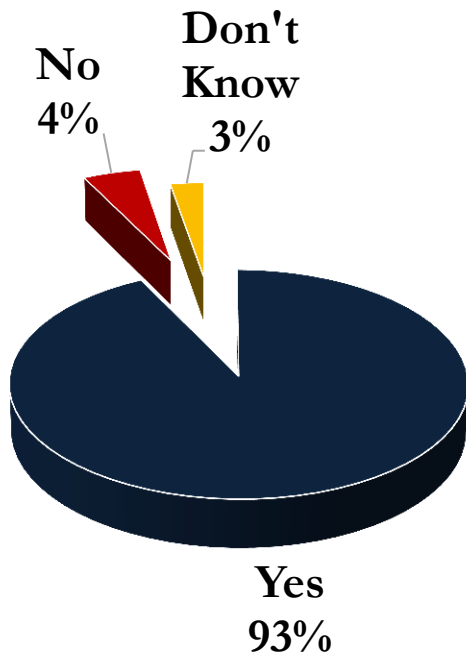
- ❑ The poll was conducted and sponsored by Infotrak Research & Consulting between 3rd October to 20<sup>th</sup> November, 2015
- ❑ A sample of 777 respondents was interviewed to represent the Kenyan adult population of 19,462,358 translating into a minimum margin of error of  $-/+ 2.53$  at 95% degree of confidence. The survey was conducted in all the 47 counties of Kenya
- ❑ Using the 2009 Kenya Population & Housing Census as the sample frame, the sample was designed using Population Proportionate to Size (PPS) and mainly entailed;
  - Use of stratification, random and systematic sampling in drawing regions to be covered
  - Ensuring further distribution by area, age and gender
  - Using the Constituencies as the key administrative boundary
  - Ensured that every person in the sampled area had a known chance of being selected
- ❑ Data collection was done via Computer Assisted Telephone Interview (CATI)
  - 25% of the interviews were back checked for quality control purposes
- ❑ Data processing & analysis was carried using IBM SPSS 21
- ❑ The questions asked of respondents are highlighted for each graphic presentation

	REGION	N	PROPORTION
1	Coast	78	10.10%
2	North Eastern	69	8.90%
3	Eastern	119	15.30%
4	Central	85	11.00%
5	Rift Valley	147	18.90%
6	Western	92	11.90%
7	Nyanza	90	11.60%
8	Nairobi	96	12.30%
	<b>Total</b>	<b>777</b>	<b>100.00%</b>

- Almost all Kenyans, are excited about the Pope's visit to Kenya this week. The excitement cuts across religious denominations, regions, age and gender. 93% of all Kenyans recently interviewed expressed excitement towards the Pope's visit.
- Amongst the Catholics interviewed, 98% are extremely excited about the visit whilst 91% of non Catholics are excited about the Pope's visit.
- This is Pope Francis' maiden visit to Africa

# Are you excited about the upcoming visit of Pope Francis?

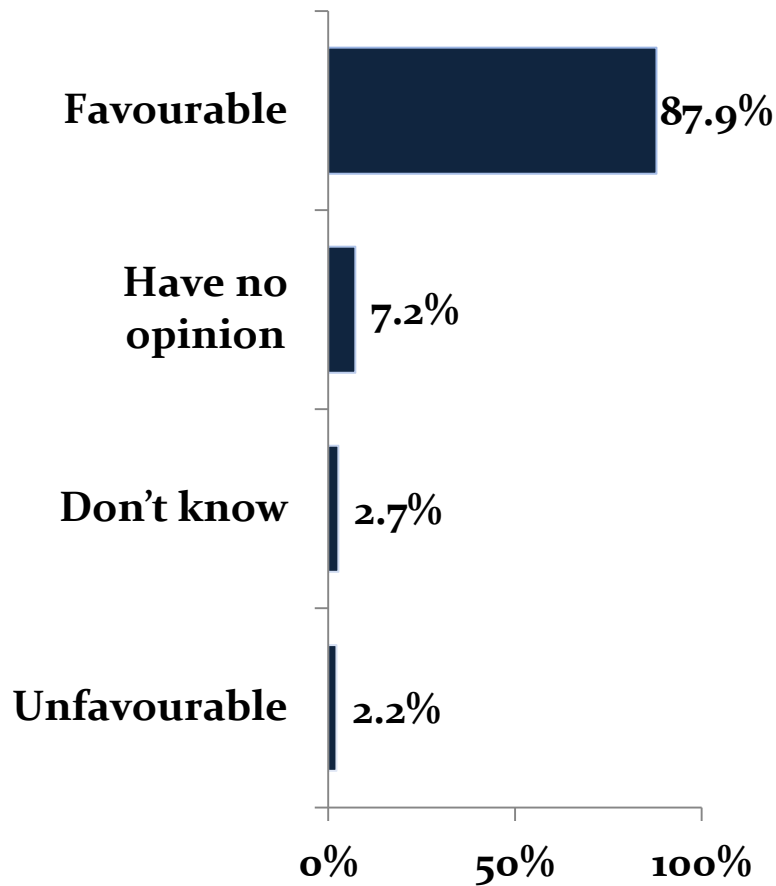
## ALL KENYANS



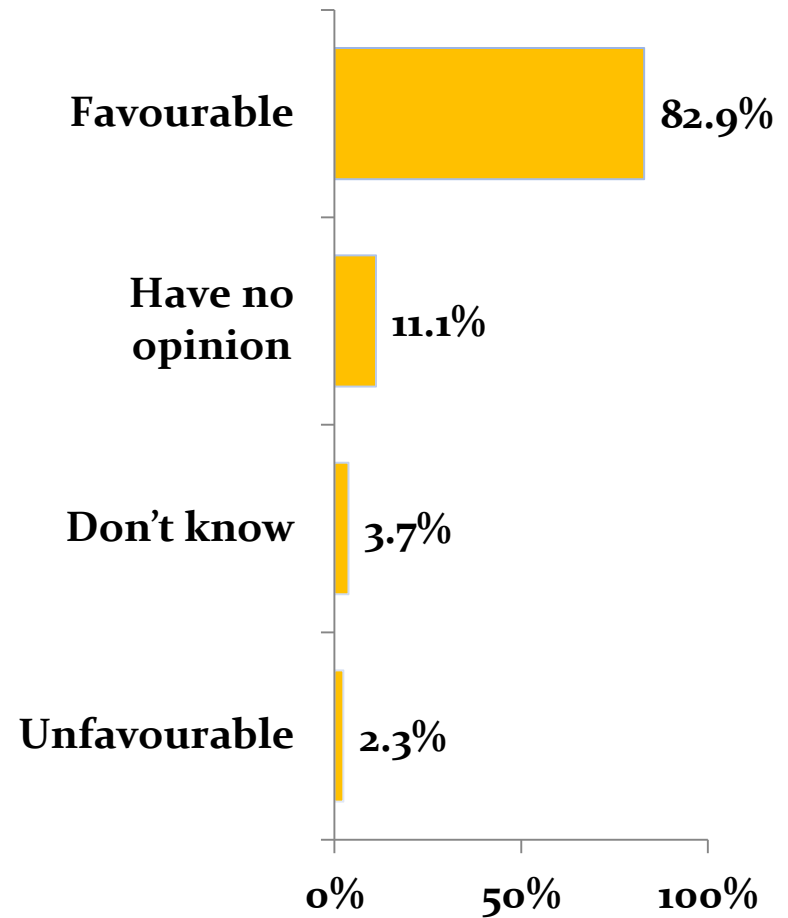
	RELIGION	
	Catholic	Non-Catholic
Yes	97.9%	90.3%
No	2.1%	5.8%
Don't Know	0.0%	3.9%
<b>TOTAL</b>	<b>100.0%</b>	<b>100.0%</b>
<b>N=777</b>	<b>n=240</b>	<b>n=537</b>

- Pope Francis is admired by Kenyan Catholics and non-Catholics, who have embraced his optimism, humility and more inclusive tone. Indeed the Pope's likeability seems to have rubbed onto the Catholic Church which despite being caught up in negative scandals globally has a high approval rating in Kenya.

Do you have a favorable or unfavorable opinion of Pope Francis?




Would you say you have a favorable or unfavorable opinion about Catholic church?

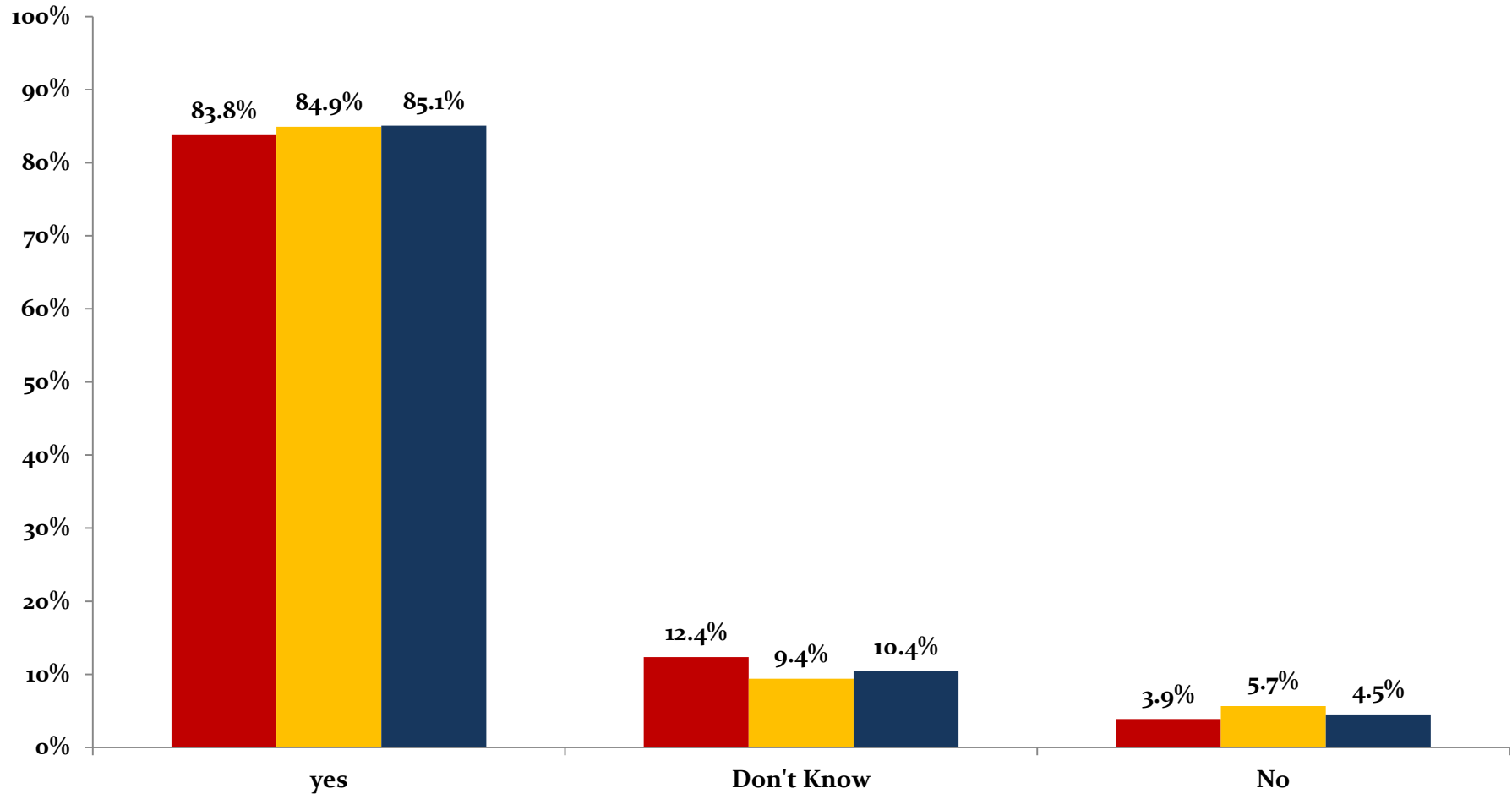


- ❑ Kenyans generally approve of Pope Francis and his role in making the world a better place, and Kenyan Catholics approve of him overwhelmingly!





	<b>Kenyans</b>	<b>Catholics</b>
<b>Do you think Pope Francis represents a major positive change for the direction of the Catholic Church?</b>	<b>84%</b>	<b>95%</b>
<b>Do you think Pope Francis represents a major positive change for the direction of the Christianity?</b>	<b>85%</b>	<b>98%</b>
<b>Do you think Pope Francis represents a major positive change for the direction of the Global leadership?</b>	<b>85%</b>	<b>97%</b>

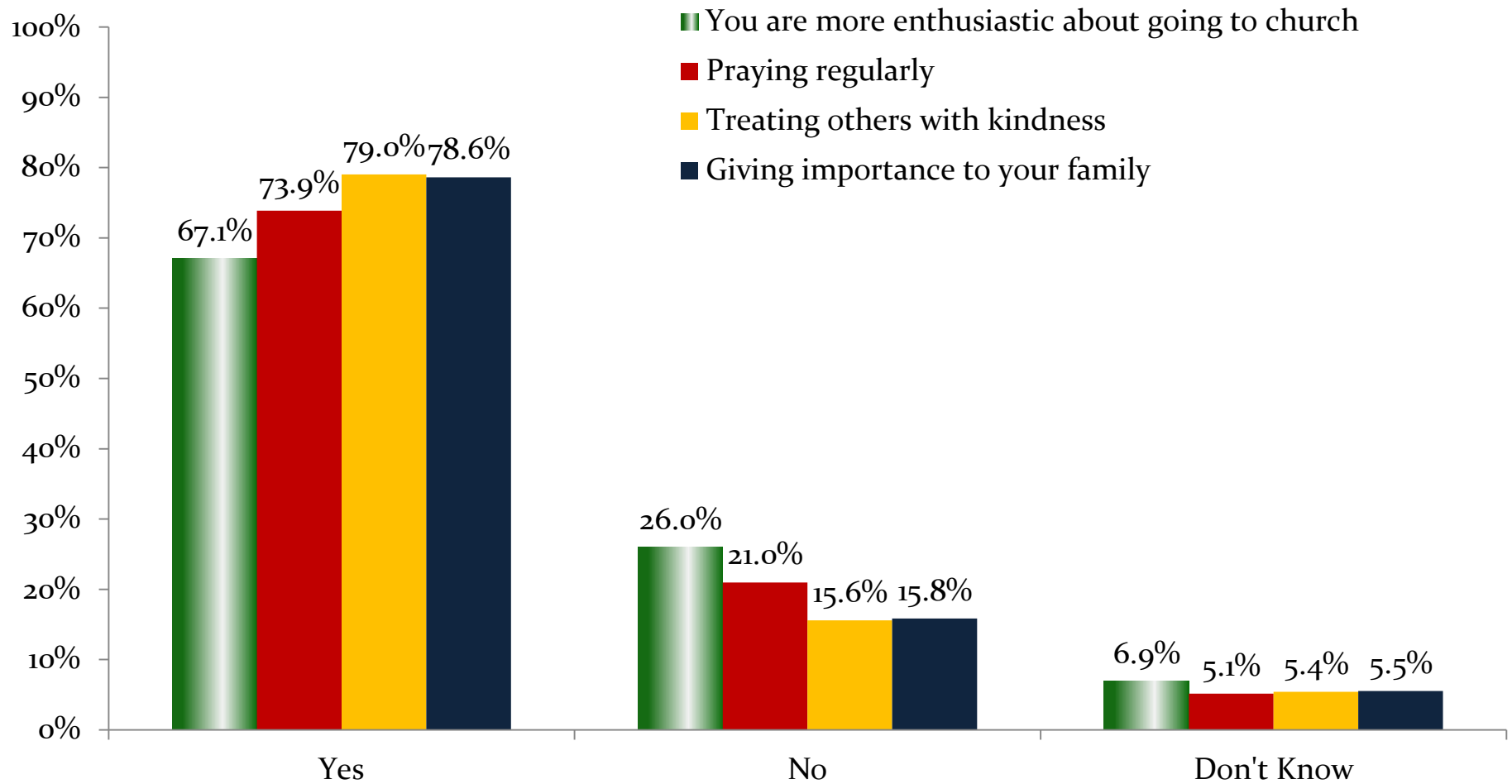


- Do you think Pope Francis represents a major positive change for the direction of the The Catholic Church
- Do you think Pope Francis represents a major positive change for the direction of the Christianity
- Do you think Pope Francis represents a major positive change for the direction of the Global leadership

		Religion	
		Catholic	Non-Catholic
Do you think Pope Francis represents a major positive change for the direction of the Catholic Church	Yes	95.4%	78.6%
	No	.8%	5.2%
	Don't know	3.8%	16.2%
TOTAL		100.0%	100.0%
Do you think Pope Francis represents a major positive change for the direction of the Christianity	Yes	97.5%	79.3%
	No	.4%	8.0%
	Don't know	2.1%	12.7%
TOTAL		100.0%	100.0%
Do you think Pope Francis represents a major positive change for the direction of the Global leadership	Yes	96.7%	79.9%
	No	1.7%	5.8%
	Don't know	1.7%	14.3%
TOTAL		100.0%	100.0%
<b>N=777</b>		<b>n=240</b>	<b>n=537</b>

- Since his election as Pope, Kenyans generally indicate that they have been more inclined to giving more importance to their family and treating others with kindness as indicated by 79% of respondents. The Pope also seems to have had a positive influence on prayer as 74% indicated that they pray more regularly since the Pope's election.

# Since the election of Pope Francis as Pope of Catholic Church would you say:

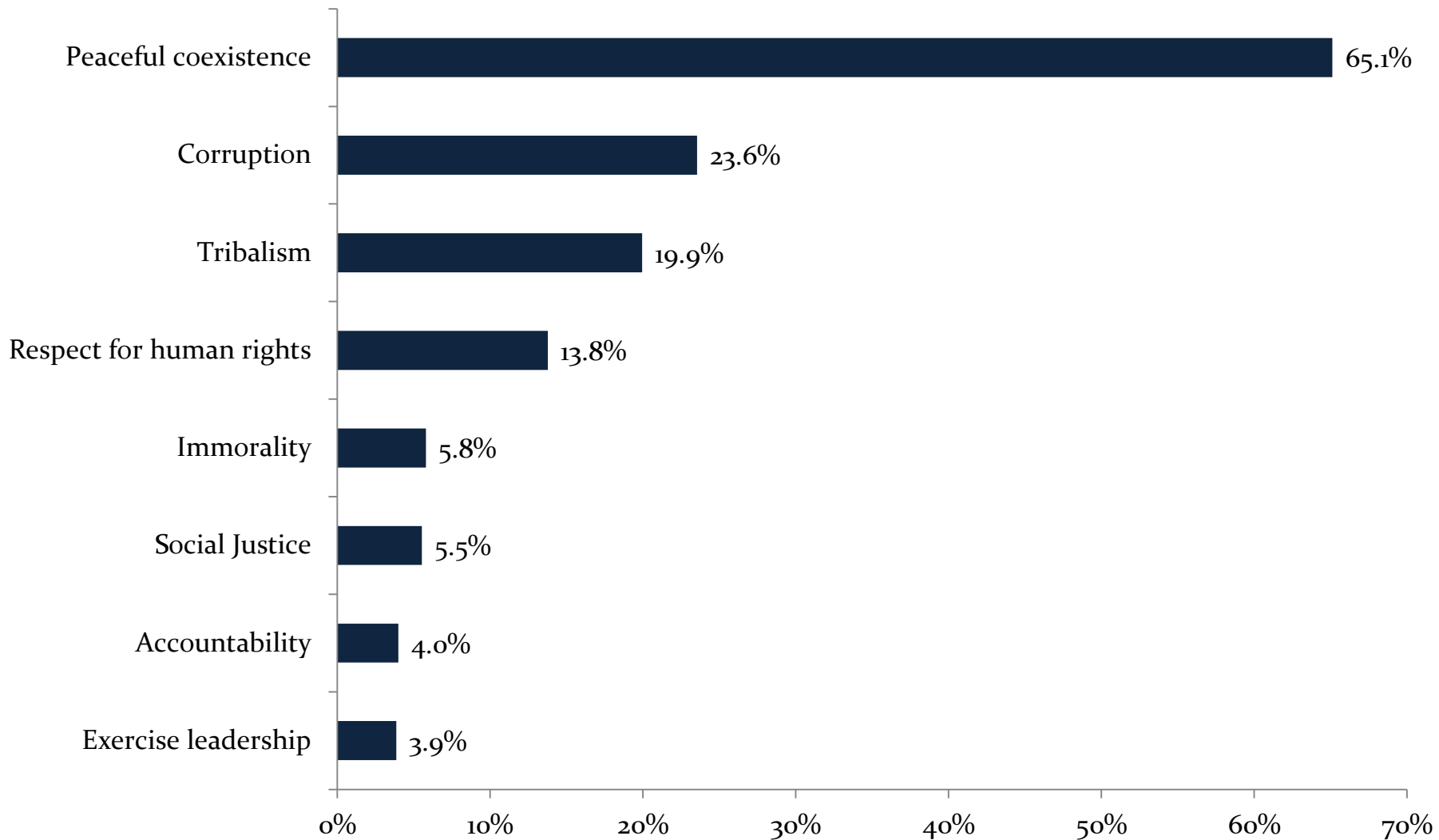


# Since the election of Pope Francis as Pope of Catholic Church would you say:

		Religion	
		Catholic	Non-Catholic
You are more enthusiastic about going to church	Yes	85.4%	58.8%
	No	13.8%	31.5%
	Don't Know	.8%	9.7%
<b>TOTAL</b>		<b>100.0%</b>	<b>100.0%</b>
Praying regularly	Yes	86.3%	68.3%
	No	12.9%	24.6%
	Don't Know	.8%	7.1%
<b>TOTAL</b>		<b>100.0%</b>	<b>100.0%</b>
Treating others with kindness	Yes	90.0%	74.1%
	No	9.2%	18.4%
	Don't Know	.8%	7.4%
<b>TOTAL</b>		<b>100.0%</b>	<b>100.0%</b>
Giving importance to your family	Yes	90.4%	73.4%
	No	9.6%	18.6%
	Don't Know	0.0%	8.0%
<b>TOTAL</b>		<b>100.0%</b>	<b>100.0%</b>
<b>N=777</b>		<b>n=240</b>	<b>n=537</b>

- ❑ Amongst the issues that Kenyans want the Pope to address are Peaceful co existence, Good governance and human rights.
- ❑ More specifically with leaders, Kenyans want the issue of corruption addressed as indicated by 45% of respondents
- ❑ With religious leaders, Kenyans would like the Pope to deal with leadership and immorality as well as Peaceful co existence

# What message do you think the Pope should give Kenyans

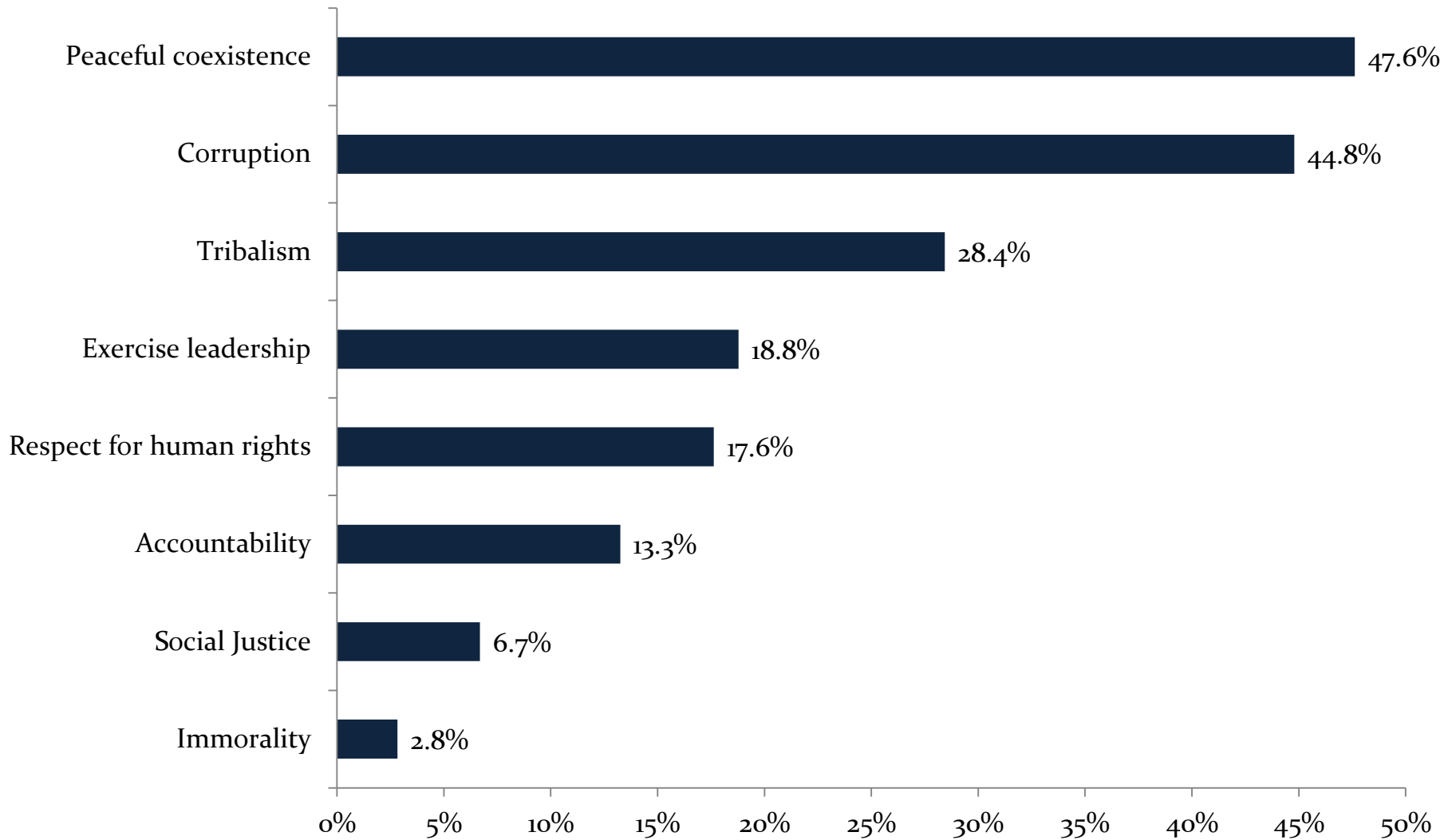




# What message do you think the Pope should give Kenyans

	Age									
	18-24	25-29	30-34	35-39	40-44	45- 49	50-55	56-59	60+	OVERALL
Peaceful coexistence	61.8%	71.3%	64.2%	64.3%	59.5%	72.4%	66.7%	71.4%	58.7%	65.1%
Corruption	23.5%	21.3%	25.0%	22.2%	20.7%	24.1%	25.8%	33.3%	28.3%	23.6%
Tribalism	17.6%	15.7%	21.6%	17.8%	27.0%	22.4%	19.7%	33.3%	8.7%	19.9%
Respect for human rights	17.6%	11.1%	13.5%	13.0%	13.5%	17.2%	18.2%	4.8%	15.2%	13.8%
Immorality	14.7%	4.6%	6.8%	4.9%	3.6%	6.9%	6.1%	4.8%	6.5%	5.8%
Social Justice	2.9%	7.4%	8.1%	5.4%	6.3%	1.7%	0.0%	9.5%	4.3%	5.5%
Accountability	0.0%	5.6%	4.1%	5.9%	3.6%	1.7%	1.5%	9.5%	0.0%	4.0%
Exercise leadership	2.9%	6.5%	2.7%	2.7%	4.5%	3.4%	4.5%	9.5%	2.2%	3.9%

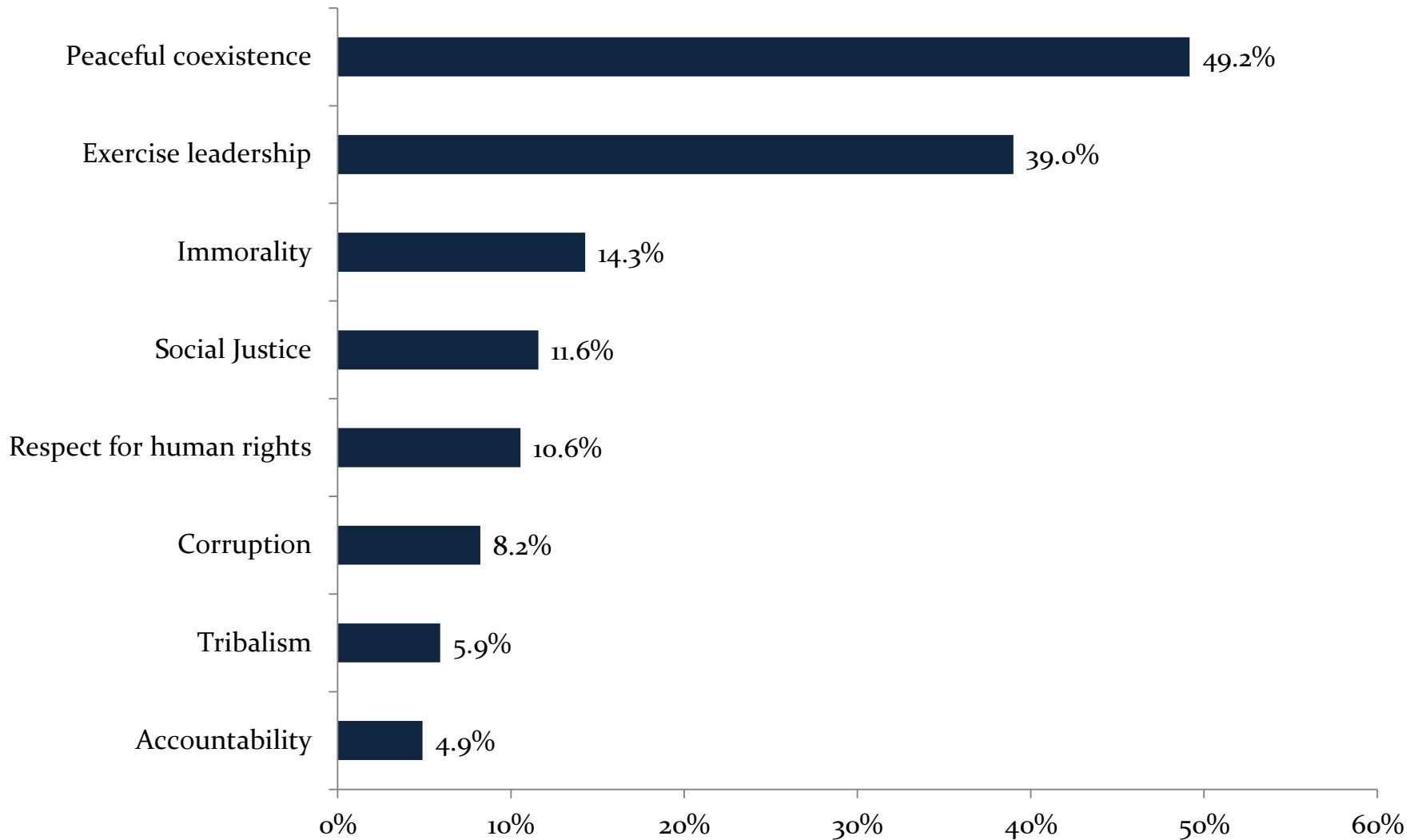
# What message do you think the Pope should give Kenyan Leaders



# What message do you think the Pope should give Kenyan Leaders

	Age									OVERALL
	18-24	25-29	30-34	35-39	40-44	45- 49	50-55	56-59	60+	
Peaceful coexistence	52.9%	43.5%	45.9%	45.4%	48.6%	50.0%	56.1%	57.1%	45.7%	47.6%
Corruption	50.0%	44.4%	43.9%	40.5%	41.4%	53.4%	51.5%	61.9%	41.3%	44.8%
Tribalism	17.6%	34.3%	31.1%	27.6%	27.9%	24.1%	30.3%	47.6%	13.0%	28.4%
Exercise leadership	8.8%	17.6%	18.2%	19.5%	22.5%	20.7%	21.2%	19.0%	13.0%	18.8%
Respect for human rights	20.6%	17.6%	12.8%	19.5%	19.8%	13.8%	22.7%	19.0%	15.2%	17.6%
Accountability	8.8%	4.6%	14.2%	14.1%	17.1%	17.2%	15.2%	23.8%	8.7%	13.3%
Social Justice	2.9%	5.6%	5.4%	7.0%	9.0%	3.4%	7.6%	23.8%	4.3%	6.7%
Immorality	0.0%	5.6%	2.7%	1.6%	3.6%	1.7%	3.0%	4.8%	2.2%	2.8%

# What message do you think the Pope should give Kenyan Religious Leaders



# What message do you think the Pope should give Kenyan Leaders

	Age									
	18-24	25-29	30-34	35-39	40-44	45- 49	50-55	56-59	60+	OVERALL
Peaceful coexistence	47.1%	39.8%	43.2%	48.6%	55.0%	67.2%	51.5%	61.9%	47.8%	49.2%
Exercise leadership	41.2%	44.4%	42.6%	37.8%	33.3%	31.0%	40.9%	57.1%	30.4%	39.0%
Immorality	17.6%	14.8%	16.9%	9.7%	14.4%	12.1%	10.6%	19.0%	26.1%	14.3%
Social Justice	14.7%	12.0%	10.1%	10.8%	11.7%	5.2%	10.6%	23.8%	19.6%	11.6%
Respect for human rights	14.7%	4.6%	8.1%	13.5%	11.7%	8.6%	13.6%	9.5%	13.0%	10.6%
Corruption	11.8%	11.1%	9.5%	5.9%	8.1%	8.6%	7.6%	9.5%	4.3%	8.2%
Tribalism	0.0%	11.1%	5.4%	5.9%	7.2%	5.2%	3.0%	0.0%	4.3%	5.9%
Accountability	5.9%	0.0%	4.7%	8.6%	6.3%	3.4%	3.0%	0.0%	4.3%	4.9%

Thank you!  
Jim

